



Spin Dryers Vegetable Dryer, 10 Kg with resin basket

ITEM # _____

MODEL # _____

NAME # _____

SIS # _____

AIA # _____



603651 (DELX65F5)

10 kg vegetable dryer with
65 lt basket volume. Spin
drying automatic cycle.
Plastic basket

Short Form Specification

Item No. _____

Body and panels in stainless steel, lid in plastic material. Removable resin basket (65 litres). Flat and waterproof touch button control panel. Two cycles: "automatic" which alternates rotation with several sudden stops (for all vegetables); "manual" thanks to the adjustable timer up to 59 minutes (for delicate vegetables). Residual water is eliminated through an outlet pipe. Equipped with self-braking motor which stops the machine after the set drying time or if the lid is open during the cycle. IP55 and IP34 protection. V-ribbed belt drive. Basket rotation speed: 330 rpm. Load capacity: 10 kg, - 18 lettuce heads.

Main Features

- Spin drying automatic cycle with short drying time (1 to 2 minutes).
- "Automatic" cycle alternates rotation to several sudden stops, suitable for all vegetables.
- "Manual" cycle uses adjustable timer up to 59 minutes, to be used for delicate vegetables.
- Outlet pipe eliminates residual water.
- Timer with digital display and countdown.
- Heavy vegetables load per cycle: 10 Kg
- Light vegetables load per cycle: 18 units of lettuce heads.
- Safety device stops the machine when the cover is opened.
- Electrical braking system to stop basket rotation in a matter of seconds at the end of the cycle or when lid is opened.

Construction

- Stainless steel body and panels.
- Removable resin basket, 65 liters capacity.
- Basket rotates at approximately 330 rpm.

Included Accessories

- 1 of PLASTIC BASKET FOR 10KG VEGETABLE DRYER PNC 653304

Optional Accessories

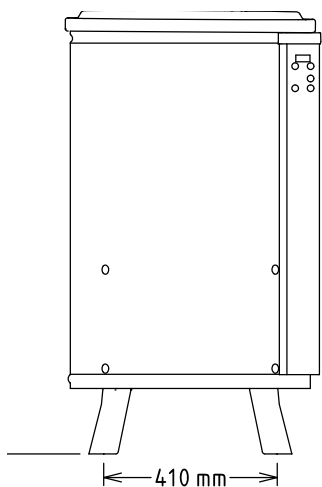
- SS/ALUM. BASKET FOR 10KG VEGETABLE DRYER PNC 653303 ☐
- PLASTIC BASKET FOR 10KG VEGETABLE DRYER PNC 653304 ☐

APPROVAL: _____

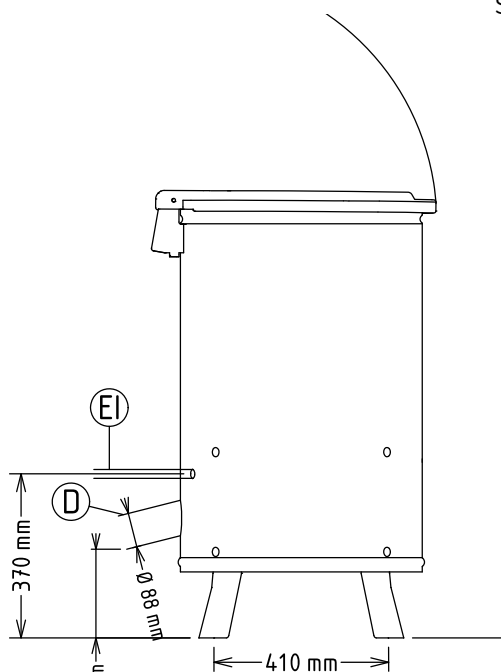


Spin Dryers Vegetable Dryer, 10 Kg with resin basket

Front

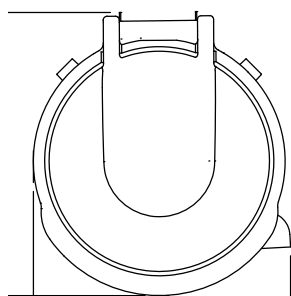


Side



D = Drain
EI = Electrical inlet
(power)

Top



Electric

Supply voltage:	220-240/380-415 V/3 ph/50 Hz
Electrical power max.:	0.75 kW
Total Watts:	0.75 kW

Key Information:

External dimensions, Width:	578 mm
External dimensions, Depth:	639 mm
External dimensions, Height:	1005 mm
Shipping weight:	71 kg
Well Capacity:	65 lt
Usable well capacity:	65 lt
Load per cycle - light vegetables:	18 UNITS OF LETTUCE
Load per cycle - heavy vegetables:	10



Spin Dryers
Vegetable Dryer, 10 Kg with resin basket

The company reserves the right to make modifications to the products without prior notice. All information correct at time of printing.

2025.05.23